

# Art Department

## Suggested Materials List 2022 - 2023

To get the most out of our arts courses at King's InterHigh, we recommend that you have the following basic tool kit. A substitution list is provided at the end.

There is no requirement for students to have these materials and our teachers are very good at providing alternative options for our students to be able to participate. So just ask! We also recommend that you re-use as much as you can and use environmental or sustainable options for your projects.

### Basic Tool Kit



**Sketching Pencils**



**Sketching Paper /  
Sketchbook**

*White Cartridge Paper  
Minimum 140gsm*



**Paints & Brushes**

*Block tempera paint is great.  
Some projects may suit  
**watercolour or acrylic paint**  
and there is a list at the end.*



**Masking Tape**



**Colouring Pencils**



**Eraser, Sharpener,  
Scissors & Glue**



**Camera /  
Camera Phone**



**Felt & Ink Pens**

*Coloured markers and  
black ink pens and/or  
markers.*

**King's InterHigh Ltd.**

Unit 4, Lewis Parry House, Elvicta Estates, Crickhowell NP8 1DF

T: +44 1234 56789 | E: [contact@kingsinterhigh.co.uk](mailto:contact@kingsinterhigh.co.uk) | W: [kingsinterhigh.co.uk](http://kingsinterhigh.co.uk)

An **inspired** school

Each project or even specific lessons may require extra items and your teacher will let you know. The following guide gives you an idea of the requirements for each project **in addition to the basic toolkit.**

## Creative Media KS2-KS3

The creative media project-based course is designed for primary students to learn and develop products for real world application within creative industries through engagement with sustained and independent enquiry. The course aims to develop students' imagination, communication skills and creativity, as well as their understanding and enjoyment of the commercial arts and media.

Creative media offers you the opportunity to study a range of media practices such as debate and advertising, including video, photography, sound, animation, and digital media. Students can choose to focus on one medium, develop several or integrate across the range to find their own creative voice.

### Year 3

#### Let's Draw

Students learn basic drawing skills by looking at Andy Warhol and his cat sketches, Michael Craig Martin's large wall murals and Henri Matisse's paper cut out drawings. Students finish up by completing an observational drawing of autumn leaves.

- ✓ Sketchbook or paper
- ✓ Coloured paper
- ✓ Masking tape
- ✓ Sketching pencils and eraser
- ✓ Paper Towel
- ✓ Pens and pencils (sketching and colouring)
- ✓ Scissors and glue
- ✓ Charcoal for sketching
- ✓ Collected natural objects, e.g., a leaf
- ✓ Collected toys and objects to set up a scene
- ✓ Camera/Camera Phone to document work

#### Let's Colour

Students created artworks inspired by Helen Frankenthaler, Georgia O'Keefe and explored how artists use colour. They then created a diorama inspired by Japanese artist Yayoi Kusama's installation "Obliteration Room" (2002), which begins as a white space and ends with thousands of colourful spots stuck everywhere.

- ✓ Sketchbook or paper
- ✓ Paints (poster paints or watercolours)
- ✓ Paint brushes
- ✓ Sketching pencils and eraser
- ✓ Scissors and glue
- ✓ Old magazines
- ✓ Charcoal for sketching
- ✓ Pom poms
- ✓ Cardboard box
- ✓ Colouring pencils
- ✓ Camera/Camera Phone to document work

### Let's Explore

Students explore ways of recording ideas in sketchbooks. They learn about taking photos and collecting images for visual research as well as an exploration of pattern and texture.

- ✓ Sketchbook or paper
- ✓ Paints (poster paints or watercolours)
- ✓ Paint brushes
- ✓ Scissors and glue
- ✓ Sketching pencils and eraser
- ✓ Rubber bands
- ✓ Ruler
- ✓ Hole Punch and staple gun
- ✓ Old magazines
- ✓ Cardboard and toilet rolls
- ✓ Natural objects – shells, bark, leaves
- ✓ Wax crayons
- ✓ Camera/Camera Phone to document work

## Year 4

### Pop Idol

Students study Pop Art and mask making using inspirational people as influence. Students experiment with Pop Art techniques and bold colourful mask designs.

- ✓ Sketchbook or paper
- ✓ Camera/Camera Phone to document work
- ✓ Paints (poster paints or watercolours)

- ✓ Paint brushes
- ✓ Sketching pencils and eraser
- ✓ Scissors and glue
- ✓ Paper mask
- ✓ Papier mâché (or glue, paper to make papier mâché)
- ✓ Balloon
- ✓ Cotton bud/Q-tip
- ✓ Coloured tissue paper
- ✓ Coloured paper
- ✓ Felt Pens
- ✓ Card
- ✓ String
- ✓ Old magazines
- ✓ Hole-punch

### **Chimera Creatures**

Students studied the mythology of the Greek Chimera creature made up of several different animals. Students created their own animal sculptures influenced by Oaxacan ('Wahakan') papier mâché Alebrijes made by folk artists in Mexico. These animal sculptures use colourful patterns and shapes.

- ✓ Sketchbook or paper
- ✓ Camera/Camera Phone to document work
- ✓ Paints (poster paints or watercolours)
- ✓ Paint brushes
- ✓ Sketching pencils and eraser
- ✓ Scissors and glue
- ✓ Modelling clay
- ✓ Modelling tools
- ✓ Wire
- ✓ Papier mâché (or glue, paper to make papier mâché)
- ✓ Card/toilet roll
- ✓ Masking tape
- ✓ Coloured pens and pencils

### **Amazing Trees**

An exploration of key technical sketching skills juxtaposed with Claude Monet and Gustav Klimt's impressionist mark-making. Students have created an amazing fantasy tree as their final piece.

- ✓ Sketchbook or paper
- ✓ Camera/Camera Phone to document work
- ✓ Paints (poster paints or watercolours)

- ✓ Paint brushes
- ✓ Sketching pencils and eraser
- ✓ Scissors and glue
- ✓ Coloured pencils
- ✓ Crayons

## Year 5

### Sense of Place

An exploration of folk and outsider art from around the world. Students create a folding book that tells a story of their creative journey.

- ✓ Sketchbook or paper
- ✓ Camera/Camera Phone to document work
- ✓ Paints (poster paints or watercolours)
- ✓ Paint brushes
- ✓ Sketching pencils and eraser
- ✓ Scissors and glue
- ✓ Coloured pencils
- ✓ Fine liner pen
- ✓ Coloured paper
- ✓ Old magazines, newspapers, maps
- ✓ Natural and found items to make marks with ink

### Urban Buzz

Students explore the sights, sounds, feels and smells of a city through line, shape and colour. They looked at Shantell Martin's 'follow the line' drawings. Influenced by perspective drawing, photomontage and urban installation, students have designed a public art piece.

- ✓ Sketchbook or paper
- ✓ Camera/Camera Phone to document work
- ✓ Paints (poster paints or watercolours)
- ✓ Paint brushes
- ✓ Sketching pencils and eraser
- ✓ Scissors and glue
- ✓ Ruler
- ✓ Coloured pencils
- ✓ Fine liner pen
- ✓ Coloured paper
- ✓ Sequins, beads, stickers
- ✓ Tin foil

- ✓ Stapler
- ✓ Thread
- ✓ Natural materials like twigs

### **Pointillism**

Students explore divisionism and complimentary colours using the artist's colour wheel. They look at Yayoi Kusama and Ana Enshina's modern pointilist art, alongside stippling and textile design. Students then explore pixilation and digital printing - a technological pointillism. They finish up with paper quilling and produce a final piece.

- ✓ Sketchbook or paper
- ✓ Camera/Camera Phone to document work
- ✓ Paints (poster paints or watercolours)
- ✓ Paint brushes
- ✓ Sketching pencils and eraser
- ✓ Scissors and glue
- ✓ Ruler
- ✓ Coloured pencils
- ✓ Fine liner pen
- ✓ Coloured paper
- ✓ Hole punch
- ✓ Cotton buds/Q-tips
- ✓ Bubble wrap
- ✓ Embroidery thread and hoop
- ✓ Cotton square of fabric

## **Year 6**

### **Anthropomorphism**

Students created an animal inspired character for a book, game, film, ceremony or artwork. Their animal character combines elements of each student's identity and personality with those of their chosen character. Students have looked at various case studies including the Disney franchise.

- ✓ Sketchbook or paper
- ✓ Camera/Camera Phone to document work
- ✓ Paints (poster paints or watercolours)
- ✓ Paint brushes
- ✓ Sketching pencils and eraser
- ✓ Scissors and glue
- ✓ Ruler
- ✓ Coloured pencils

- ✓ Fine liner pen
- ✓ Coloured paper
- ✓ Ink and brush

## Systems

An exploration of how structure and order has been represented in art and design. Students look at Typologies by Bernd & Hilla Becher, DADA collage and Bridget Riley's pattern making. Students create a final artwork inspired by El Anatsui.

- ✓ Sketchbook or paper
- ✓ Camera/Camera Phone to document work
- ✓ Paints (poster paints or watercolours)
- ✓ Paint brushes
- ✓ Sketching pencils and eraser
- ✓ Scissors and glue
- ✓ Old magazines
- ✓ Ruler
- ✓ Coloured pencils
- ✓ Stapler
- ✓ Thread or string or wire
- ✓ Found and recycled materials (eg. Foam, plastic lids, straws, card, egg cartons, tin cans etc.)

## Movement in Art

An exploration of how movement has been depicted in art. Students look at Alexander Calder and the flip book/zeotrope. They then use gestural drawing influenced by Vincent Scarpace to prepare a personal response.

- ✓ Sketchbook or paper
- ✓ Camera/Camera Phone to document work
- ✓ Paints (poster paints or watercolours)
- ✓ Paint brushes
- ✓ Sketching pencils and eraser
- ✓ Scissors and glue
- ✓ Old magazines
- ✓ Ruler
- ✓ Coloured pencils
- ✓ Thread or string or wire
- ✓ Marbling with foam – shaving foam, ink/food colouring, paper, card
- ✓ Paper Marbling – tray 2cm deep, oil based ink, paper, toothpicks
- ✓ Paper clips

- ✓ Paper straws
- ✓ Bull clip (for making flipbook)

## Year 7

### **Less, But Better (Advertising Design)**

Students have studied graphic design and advertising to produce a poster, jingle and tv advertisement that encourages young people to spend more time outside. Students have learnt about colour psychology, typography and visual language to communicate a message to a target audience.

- ✓ Sketchbook or paper
- ✓ Camera/Camera Phone to document work
- ✓ Paints (poster paints or watercolours)
- ✓ Paint brushes
- ✓ Sketching pencils and eraser
- ✓ Scissors and glue
- ✓ Ruler
- ✓ Coloured pencils
- ✓ Fine liner pens or felt tips

### **Environment and me (Land Art)**

An exploration of 3 artist case studies with a focus on the environment – Andy Goldsworthy, Michael Veliquette & Friedensreich Hundertwasser.

- ✓ Sketchbook or paper
- ✓ A4 or A3 paper or card
- ✓ Camera/Camera Phone to document work
- ✓ Paints (poster paints or watercolours)
- ✓ Paint brushes
- ✓ Sketching pencils and eraser
- ✓ Scissors and glue
- ✓ Ruler
- ✓ Coloured pencils
- ✓ Fine liner pens or felt tips
- ✓ Coloured paper
- ✓ Wax crayons
- ✓ Natural forms (leaves, rocks, shells etc.)



### **Repeat & Repeat (Textile design)**

An exploration of storytelling through printmaking on fabrics with repeated motifs. Students will design and create their own fabric prints influenced by block printing from India and Africa.

- ✓ Sketchbook or paper
- ✓ Camera/Camera Phone to document work
- ✓ Paints (poster paints or watercolours)
- ✓ Paint brushes
- ✓ Sketching pencils and eraser
- ✓ Scissors and glue
- ✓ Ruler
- ✓ Coloured pencils
- ✓ Fine liner pens or felt tips
- ✓ Coloured paper
- ✓ Wax crayons
- ✓ Old fabric
- ✓ Card
- ✓ Polystyrene or foam sheets
- ✓ Sponge
- ✓ Oil pastels
- ✓ Items to make stamps (corks, square of card/foam, potato, string etc.)
- ✓ Optional printing block (lino and lino cutting tools, printing ink)

## **Year 8**

### **Designer Toys (Toy design)**

An exploration of toy design and the psychology of collectibles. Students look at Rick Jones, design, pitch and produce a collectible designer toy.

- ✓ Sketchbook or paper
- ✓ Camera/Camera Phone to document work
- ✓ Paints (poster paints or watercolours)
- ✓ Paint brushes
- ✓ Sketching pencils and eraser
- ✓ Scissors and glue
- ✓ Ruler
- ✓ Coloured pencils
- ✓ Fine liner pens or felt tips
- ✓ Materials to create a toy (you choose)
  - Felt, fabrics, old socks needle and thread

- Modelling clay (Fimo, Sculpey or Plasticine)
- Air hardening clay
- ✓ Craft bits and bobs – sequins, buttons etc.

### **Creepy Crawlies (Scientific Illustration)**

An exploration of scientific illustration and entomology. Students create a pen and ink watercolour illustration of an insect.

- ✓ Sketchbook or paper
- ✓ Camera/Camera Phone to document work
- ✓ Paints (poster paints or watercolours)
- ✓ Paint brushes
- ✓ India Ink, brushes, Dip ink pens
- ✓ Sketching pencils and eraser
- ✓ Scissors and glue
- ✓ Ruler
- ✓ Coloured pencils
- ✓ Fine liner pens or felt tips

### **Graffiti Art (Protest Art)**

Students worked on themes of personal and political identity through an exploration of graffiti art and stencilling inspired by Banksy and street artist JR. Students created a stencil design on a portable product to highlight their chosen inspirational message.

- ✓ Sketchbook or paper (A3)
- ✓ Camera/Camera Phone to document work
- ✓ Paints (acrylics)
- ✓ Paint brushes
- ✓ Sponge
- ✓ Masking tape
- ✓ Sketching pencils and eraser
- ✓ Scissors and glue
- ✓ Ruler
- ✓ Coloured pencils
- ✓ Fine liner pens or felt tips
- ✓ Optional – Spray Paint (must have ventilation)
- ✓ Cutting tools – knife, cutting mat
- ✓ Object to print on (you choose)
  - Canvas tote bag
  - T-shirt
  - Book cover

## Year 9

### **Kinetic Drawing (Interactive art)**

An exploration of automated drawing machines. Students explore four artist case studies and develop their own drawing machine inspired by Echo Yang, Olafur Eliasson, Rebecca Horn and Karina Smigla-Bobinski.

- ✓ Sketchbook or paper
- ✓ Camera/Camera Phone to document work
- ✓ Paints (acrylics/watercolour)
- ✓ Paint brushes
- ✓ India Ink, brushes, Dip ink pens
- ✓ Masking tape
- ✓ Sketching pencils and eraser
- ✓ Scissors and glue
- ✓ Ruler
- ✓ Coloured pencils
- ✓ Fine liner pens or felt tips
- ✓ Found objects and tools for construction of a drawing machine of your choice
  - Eg. Marbles
  - Eg. Plastic bottle
  - Eg. Sticks
  - Eg. leaves

### **Fractured Identity (Political design)**

An exploration of political art and mixed media with photography. Students create a mixed media portrait demonstrating a chosen activist or political figure.

- ✓ Sketchbook or paper
- ✓ A3 paper for final piece
- ✓ Camera/Camera Phone to document work
- ✓ Paints of choice
- ✓ Paint brushes
- ✓ Masking tape
- ✓ Sketching pencils and eraser
- ✓ Scissors and glue
- ✓ Ruler
- ✓ Coloured pencils
- ✓ Fine liner pens or felt tips
- ✓ Old magazines and newspapers

## Dengineers (Architecture design)

An exploration of architectural design and project management. Students create a model den following their chosen clients' design brief and specifications.

- ✓ Sketchbook or paper
- ✓ Camera/Camera Phone to document work
- ✓ Paints of choice
- ✓ Paint brushes
- ✓ Masking tape
- ✓ Sketching pencils and eraser
- ✓ Scissors and glue
- ✓ Ruler
- ✓ Coloured pencils
- ✓ Fine liner pens or felt tips
- ✓ Construction tools – card, glue, wire, stapler, lollipop sticks etc.
- ✓ Cutting tools – knife, cutting mat
- ✓ Glue gun and hot glue (if preferred)

## Art KS3

The KS3 art course is a project-based course where students learn and develop traditional visual art skills through engagement with sustained and independent enquiry. Many practical techniques are implemented, and this includes painting, drawing, modelling, digital art and photography.

Teachers make use of the webcam feature each week to guide students through the various techniques. The completed pieces of art that are produced by the students are shared for viewing and feedback. This may be during the session or week to week as part of an assignment or an independent study activity.

## Year 7/8

### Advanced Sketchbooking

Students study advanced sketchbooking with an exploration of visual process diaries to document ideas and research. They learn how to present information in a way that help build their portfolio of work and that deepens understanding of research topics.

- ✓ Sketchbook
- ✓ Sketching paper
- ✓ Camera/Camera Phone to document work

- ✓ Paints of choice
- ✓ Paint brushes
- ✓ Masking tape
- ✓ Kitchen roll
- ✓ Sketching pencils and eraser
- ✓ Scissors and glue
- ✓ Ruler
- ✓ Coloured pencils
- ✓ Fine liner pens or felt tips

### **Elements & Principles of Art**

Students study in depth the elements and principles of art and design. The elements of design are the tools to make art and the principles of design are how we use those tools in art. Students learn to use these concepts to improve the depth and visual language of their creative works.

- ✓ Sketchbook or paper
- ✓ Camera/Camera Phone to document work
- ✓ Paints of choice
- ✓ Paint brushes
- ✓ Masking tape
- ✓ Kitchen roll
- ✓ Sketching pencils and eraser
- ✓ Scissors and glue
- ✓ Ruler
- ✓ Coloured pencils
- ✓ Coloured paper
- ✓ Fine liner pens or felt tips

### **Portraiture: Imaging Identity**

An exploration of imaging identity in three parts. First, students will create their own portraiture photographs inspired by photographer Toby Dixon. Second, they will create their own mixed-media abstract portrait responding to Kahinde Wiley, Maurizio Anzeri, Elizabeth Peyton, Lynette Yiadom-Boakye and David Hockney. Lastly, students will develop observational drawing skills by sketching a photo-realistic portrait

- ✓ Sketchbook or paper
- ✓ Camera/Camera Phone to document work
- ✓ Paints of choice
- ✓ Paint brushes
- ✓ Masking tape

- ✓ Kitchen roll
- ✓ Sketching pencils and eraser
- ✓ Scissors and glue
- ✓ Ruler
- ✓ Coloured pencils
- ✓ Coloured paper
- ✓ Fine liner pens or felt tips

### **Recycling Art**

Students create artworks using found objects recycled into new forms. They look at mixed media and building techniques.

- ✓ Sketchbook or paper
- ✓ Camera/Camera Phone to document work
- ✓ Newspaper and card
- ✓ Cutting tools, cutting mat
- ✓ Glue gun and glue sticks
- ✓ Recycled materials of choice used to make a 3D collage
- ✓ Paints of choice
- ✓ Paint brushes
- ✓ Masking tape
- ✓ Kitchen roll
- ✓ Sketching pencils and eraser
- ✓ Scissors and glue
- ✓ Ruler
- ✓ Coloured pencils
- ✓ Coloured paper
- ✓ Fine liner pens or felt tips

## **Year 9**

### **Painting skills**

This is an advanced painting unit. Students learn traditional fine art skills including watercolour, acrylic and oil painting. They will experiment with different mark making techniques using various brushes/tools appropriate to the medium. Students will then explore homemade paint and painting using photography. A key focus will be on art historical examples of these techniques and how artists have used them to great effect in their work.

- ✓ Sketchbook or paper
- ✓ Acrylic/Oil Painting paper or canvas board

- ✓ Camera/Camera Phone to document work
- ✓ Paints (Watercolour, Gouache, Acrylic, Oil)
- ✓ Acrylic medium
- ✓ Oil brushes/white spirit/liquin
- ✓ Paint brushes
- ✓ India ink, dip ink pens
- ✓ Masking tape
- ✓ Kitchen roll
- ✓ Sketching pencils and eraser
- ✓ Scissors and glue
- ✓ Ruler
- ✓ Coloured pencils
- ✓ Coloured paper
- ✓ Fine liner pens or felt tips
- ✓ Salt

### **Mark-making skills**

This is an advanced mark-making unit. Students learn traditional sketching skills including graphite, charcoal and ink. There is a focus on perspective drawing and the grid technique. Students will look at monoprinting and digital drawing to deepen their learning. A key focus will be on art historical examples of these techniques and how artists have used them to great effect in their work.

- ✓ Sketchbook or paper
- ✓ Camera/Camera Phone to document work
- ✓ Paints (Watercolour, Acrylic)
- ✓ Paint brushes
- ✓ India ink, dip ink pens
- ✓ Recycled or natural tools for mark making (eg. Stick, feather, fork, dowl, cork etc.)
- ✓ Masking tape
- ✓ Kitchen roll
- ✓ Sketching pencils and eraser
- ✓ Scissors and glue
- ✓ Ruler
- ✓ Coloured pencils
- ✓ Coloured paper
- ✓ Fine liner pens or felt tips

### **3D Mixed Media skills**

This is an advanced sculptural unit. Students learn how to build and construct 3D materials into sculptural forms. A focus is on using a variety of materials in construction safely to appreciate the different structural qualities of each: textiles, found objects,

recycling, card, clay, wire. Students will learn how to document their 3D works for assessment. A key focus will be on art historical examples of these techniques and how sculptors have used them to great effect in their work. This course ends into a brief introduction to kinetic and assemblage sculpture that leads into Year 10 Assured Course in Art and Design.

- ✓ Sketchbook or paper
- ✓ Camera/Camera Phone to document work
- ✓ Newspaper
- ✓ Cutting tools, cutting mat
- ✓ Glue gun and glue sticks
- ✓ Recycled materials of choice
- ✓ Found textiles, found objects
- ✓ Card, clay, wire of choice
- ✓ Masking tape
- ✓ Kitchen roll
- ✓ Sketching pencils and eraser
- ✓ Scissors and glue
- ✓ Ruler
- ✓ Fine liner pens or felt tips

## KS4 Assured Course – Art and Design in Action

This course is suitable for learners aged 14 years and above. The art course is intended to allow students to access level 3 art qualifications through the development of relevant skills and a portfolio of their own artwork. Transferrable skills are learnt with respect to the use of research, planning, communicating, and evaluating within the creative process. These courses are not an iGCSE and cannot be considered as such.

### Year 10

#### **Cabinets of Curiosity: assemblage art and the ready-made**

Students must research various artists creating assemblage artworks using found objects and ready-mades as their medium and then create personal responses to this research using the theme of 'Cabinets of Curiosity'. Students should explore symbolism and visual metaphor to communicate connections between objects in a personal and conceptual response presented as their final piece.

- ✓ Sketchbook or paper
- ✓ Camera/Camera Phone to document work
- ✓ Found objects collected either along a theme or random



- ✓ Glue gun and glue sticks
- ✓ Scissors, cutting tools, PVA glue
- ✓ Object to hold assembled objects – box, drawer, jar etc.
- ✓ Basic art supplies for sketchbook work

### **Art of Paper: using paper to communicate a concept**

Students must research various artists and artworks using paper and performance art/video as mediums and then create personal responses to this research using the theme of 'narrative'. In this way, students should explore the potential of paper to communicate a concept in a personal and conceptual response presented as their final piece.

- ✓ Sketchbook or paper
- ✓ Camera/Camera Phone to document work
- ✓ Different types of paper – coloured, cartridge, card, tissue etc.
- ✓ Glue gun and glue sticks
- ✓ Scissors, cutting tools, PVA glue
- ✓ Basic art supplies for sketchbook work

## **Year 11**

### **Futurescapes: reimagining the cultural landscape through illustration**

Module 3 focuses on Assessment Objectives 1 and 2 from the rubric and is designed to build the skills needed to produce visual research and critically analyse and reflect upon artists and artworks from different cultures. Students must research various artists and artworks and create personal responses to this research using the theme 'Futurescapes: reimagining the urban landscape through illustration'. Students produce a research presentation, essay and portfolio of experiments. Module 4 focuses on Assessment Objectives 3 and 4 from the rubric and is designed to build the skills needed to plan and realise a personal response, using a variety of techniques, processes, and materials.

- ✓ Sketchbook or paper
- ✓ Camera/Camera Phone to document work
- ✓ Basic art supplies for sketchbook work
- ✓ Materials of choice for the project

## KS4 Assured Course – Photography Perspectives

This course is suitable for learners aged 14 years and above. Designed for a wide range of students, the learning is of value to those wishing to gain an understanding of photographic techniques, the creative process and the photo imaging sector. Students will have opportunity to gain photographic knowledge and skills supporting their progress onto further qualifications, employment or self-employment and will develop a portfolio of their own photographs. These courses are not an iGCSE and cannot be considered as such.

### Year 10

#### **Truth and Lies: digital manipulation**

Students must research various photographers who use digital and hand manipulation techniques, visual illusion and deception, and then create personal responses to this research using the theme of 'Truth and Lies'. Students should explore a variety of editing techniques using apps and software and refer to the formal elements and compositional techniques.

- ✓ Sketchbook or paper
- ✓ Camera/Camera Phone to produce and document work
- ✓ Photo editing software (Adobe Suite provided)
- ✓ Basic art supplies for sketchbook work
- ✓ Materials of choice for the project

#### **Exploring scale**

Students must research various photographers using micro and macro techniques to compose their images and then create personal responses to this research using the theme. The final piece will be a curated collection of composed images.

- ✓ Sketchbook or paper
- ✓ Camera/Camera Phone to produce and document work
- ✓ Photo editing software (Adobe Suite provided)
- ✓ Basic art supplies for sketchbook work
- ✓ Materials of choice for the project

## Year 11

### **Reflections: looking at light through lens-based media**

Module 3 focuses on Assessment Objectives 1 and 2 from the rubric and is designed to build the skills needed to produce visual research and critically analyse and reflect upon photographers' work. Students must research various photographers who use reflection in their work and create personal responses to this research using the theme, 'Reflections: Exploring light and reflection through lens-based media'. Module 4 focuses on Assessment Objectives 3 and 4 from the rubric and is designed to build the skills needed to plan and realise a personal response, using a variety of techniques, processes, and materials.

- ✓ Sketchbook or paper
- ✓ Camera/Camera Phone to produce and document work
- ✓ Photo editing software (Adobe Suite provided)
- ✓ Basic art supplies for sketchbook work
- ✓ Materials of choice for the project

### **Start gathering**

You will need random items in your art tool kit for sketchbook work and experimentation. This allows you to try out texture, explore fabrics, shapes, and unusual materials etc. Here are some suggestions. What you gather is up to you!

- ✓ Cardboard (not too thick so you can easily cut with scissors). Old cereal or amazon boxes would do. Toilet rolls.
- ✓ Old newspapers, magazines, and brushes.
- ✓ Bubble wrap, old clothes, unusual fabrics.
- ✓ Lollypop sticks/Sponges.
- ✓ Interesting objects or imagery you like.
- ✓ Natural objects – sticks, shells, stones etc.

## Substitutions

We understand that you will not always be able to find the resources we suggest. You can make art out of anything, and we would rather you were being creative with your materials than felt that you could not participate!

<p><b>Sketching Pencils</b></p> 	<p><b>Substitution</b></p> <p>You can use an HB writing pencil. It will not smudge as well but you can use different techniques.</p>	<p><b>Paints &amp; Brushes</b></p> 	<p><b>Substitution</b></p> <p>Any paint or ink will work. You can even use water painted onto coloured markers if necessary. You could also just use coloured pencils.</p>
<p><b>Colouring Pencils</b></p> 	<p>You could use markers, wax crayons, or even coloured pens.</p>	<p><b>Camera / Camera Phone</b></p> 	<p>You will need to be able to make a copy of your work. A scanner would work for some projects.</p>
<p><b>Sketching Paper / Sketchbook</b></p> 	<p>Printer paper would work. Even newspaper/note paper could be used if need be.</p>	<p><b>Masking Tape</b></p> 	<p>You can use sellotape but it won't easily be painted on or removed.</p>
<p><b>Eraser, Sharpener, Scissors &amp; Glue Stick.</b></p> 	<p>You can use a knife to sharpen (if supervised)</p> <p>You can use tape or PVA glue.</p> <p>You can use any cutting tool (safely)</p>	<p><b>Felt markers &amp; Ink Pens</b></p> 	<p>Any ink writing tool. A biro could work, or a fountain pen. You can even draw with a stick and some writing ink/watercolours.</p>

## Advanced Material Recommendations

You might choose to buy and use more advanced materials for your projects. These items can be expensive and **are not a requirement** for our projects at King's InterHigh, but we like the following:

### Derwent Sketching Pencils



### Daler Rowney Acrylic Paints



### Winsor & Newton Watercolour



### Taklon Synthetic Brushes




### Winsor & Newton Gouache



### Winsor & Newton Watercolour



### Faber-Castell Colouring Pencils



### Faber-Castell Artist' Fine Pens




### Faber-Castell colour markers





**Watercolour Paper**



**Artists' India ink**



**Sketchbook 140gsm**




**Polymer modelling clay**



**Air-dry clay**



**Self-Healing Cutting Mat**



**Essee Block printing ink**



**Art Masking fluid**



**Faber-Castell Soft Pastels**



We will be happy to chat to you about any supplies you might have and would like to use.

**The Art Department  
2022-2023**